

ISTITUTO COMPRENSIVO LEONARDO DA VINCI

Materiale Primavera  
Dal 22 al 28 marzo 2021




**E'**  
**ARRIVATA**  
**LA**  
**PRIMAVERA**



# Schede didattiche sulla primavera

- Aiuta l'ape a trovare la margherita attraversando il labirinto.







E' ARRIVATA LA PRIMAVERA  
LA NATURA SI E' SVEGLIATA  
E TUTTO HA CAMBIATO







# Schede didattiche sulla primavera

- Ecco alcuni fiori primaverili. In ogni riquadro **colora solo quello più piccolo**.



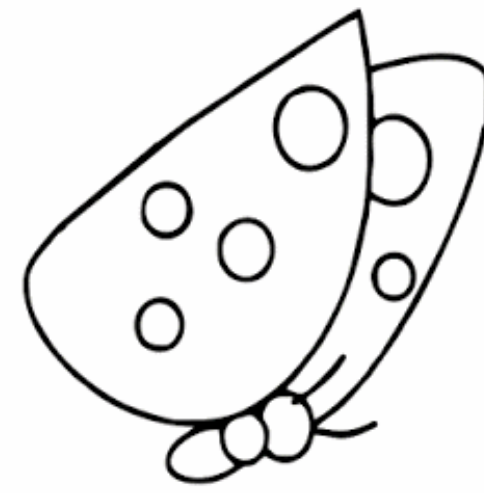




## Schede didattiche sulla primavera

- Colora il fiore grande di ogni riquadro con gli stessi colori usati per il fiore piccolo.



# I FIORI E LE FARFALLE




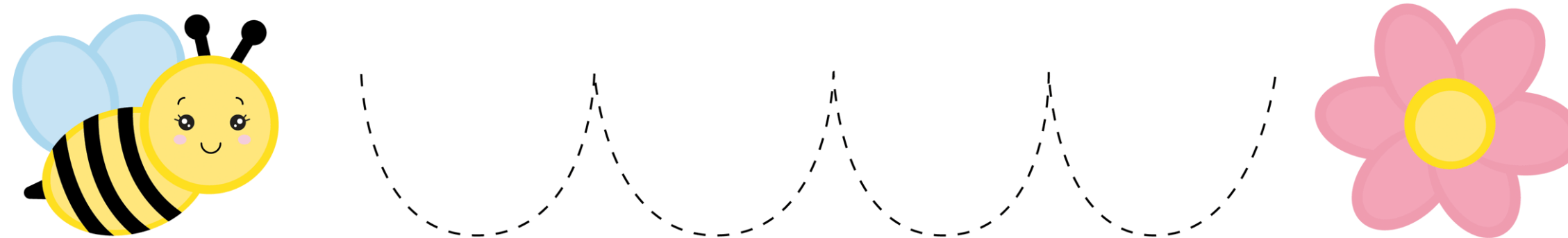
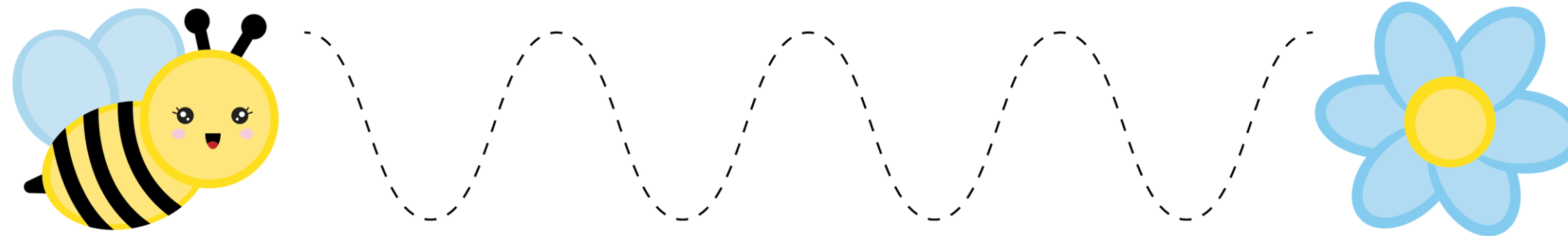
**Primavera**

Attività: colora il fiore e la farfalla che stanno alla tua destra




# Schede didattiche sulla primavera

- Aiuta l'ape a raggiungere il fiore seguendo i tratteggi.






# L'ALBERO



\_\_\_\_\_

NOME

# COLORA SEGUENDO I NUMERI!




1  VERDE  
2  VIOLA  
3  ARANCIONE

4  GIALLO  
5  ROSSO  
6  ROSA




**primavera**



## Schede didattiche sulla primavera



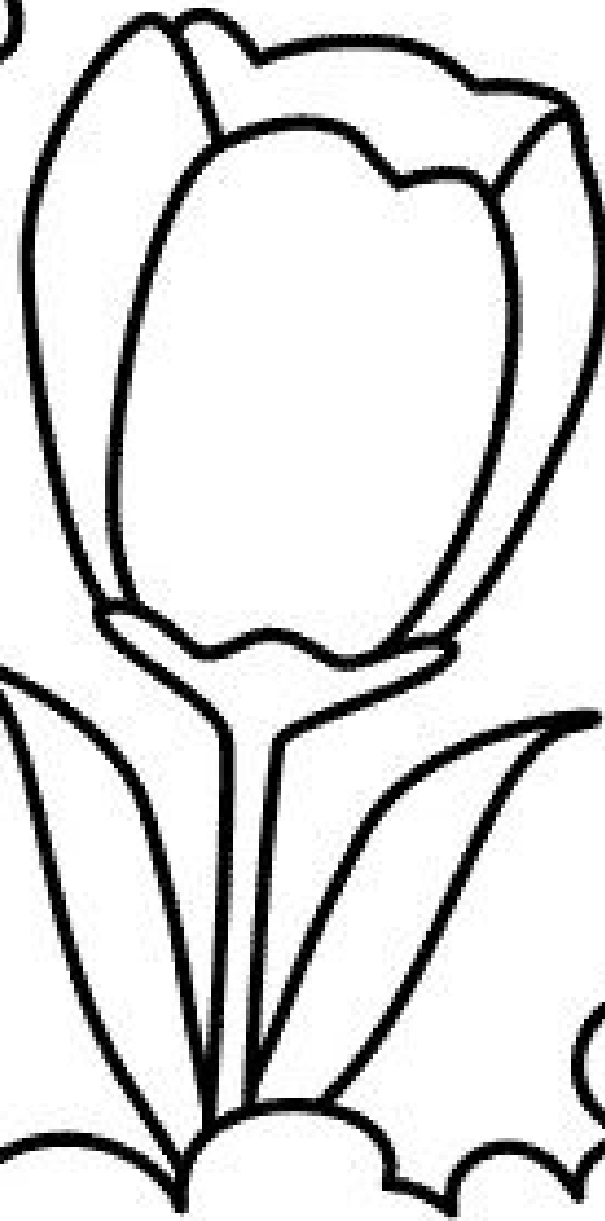





- Collega con una linea uccellini e uova dello stesso colore.







**COLORA IL DISEGNO E RITAGLIA LA FARFALLA LUNGO I TRATTEGGI.  
POI RICOMPONI IL PUZZLE INCOLLANDO I PEZZI SU UN FOGLIO.**


PRIMAVERA



# LE API



**Maestra Mary**  
[www.maestramaryaltervista.org](http://www.maestramaryaltervista.org)



\_\_\_\_\_

NOME



# Schede didattiche sulla primavera

- Collega con una linea innaffiatori e fiori dello stesso colore.

